

FIRST-TIME TUITION ASSISTANCE (TA) USERS

1. All first-time TA applicants are required to:
 - Review the TA Orientation Brief
 - Complete the Personal Readiness Seminar (PRS) Course
 - Complete the Skills and Interest Surveys on Career Path Decide (CPD)
 - Possess a GT score above 100.
 - If GT score is 99 or below, contact Voluntary Education Center (VEC) by sending an email to MCCSQuanticoEdCenter@usmc.mil.
2. Marines must upload the TA Orientation Brief certificate, PRS certificate, and completed CPD survey assessment to their TA account. The uploaded files MUST be in PDF.
3. Upon completion of file uploads, into TA account, Marine will send an email to MCCSQuanticoEdCenter@usmc.mil to inform the VEC that the files have been uploaded.

Instructions and illustrations for completing the requirements are provided within the following pages.

TA ORIENTATION BRIEF

This brief is designed to familiarize you with TA processes and procedures. It includes information on: TA directives, TA eligibility criteria, and TA rules and user responsibilities and is required to be reviewed prior to receiving TA.

- Review the brief (Complete ONE of the options below)
 - TA Orientation Brief PPT
 - OR-**
 - [MarineNet Distance Learning Home \(usmc.mil\)](https://usmc.mil) -Catalog- Introduction to Tuition Assistance
- Print to PDF the Signed Validation of TA Orientation Brief Review or MarineNet Certificate
- Upload your completion certificate to your TA account and send an email to MCCSQuanticoEdCenter@usmc.mil to let the Voluntary Education Center (VEC) know that the file has been uploaded.

PERSONAL READINESS SEMINAR (PRS)

This course is designed for the Active Duty Service member seeking to attend an institute of higher learning using military Tuition Assistance (TA). Training covered in the PRS course includes the basics of personal financial management. The purpose of this course is to introduce and discuss how financial readiness impacts mission readiness. Successful completion of this training course is required prior to receiving TA.

1. Log on to JKO (Joint Knowledge Online) URL: <https://jkodirect.jten.mil>
2. Access JKO using CAC or JKO account (you may create new account).
3. To find the PRS course, select “**Course Catalog**” on the top menu bar and search for the “Personal Readiness Seminar” course using the course title.
4. Click enroll to launch the PRS course. When prompted by the academic integrity notice, click acknowledge to proceed.
5. Once enrolled in the PRS course, you will be redirected back the course catalog. Click Launch to begin the PRS training course.
6. The course is divided into different lessons. Click the “**Start**” bar on the upper left side to proceed with the course. Some lessons have multiple slides, click the “**Next**” bar found at the lower right side of the slide to complete each lesson.
7. To get to the next lesson, click the “**Next Lesson**” bar on the upper left side of the screen. You may review previous lessons by clicking the “**Previous Lesson**”.
8. You may stop and continue the PRS course at a later time. To complete the course, just log on to your account and click “**Resume.**”
9. Upload your certificate to your TA account and send an email to MCCSQuanticoEdCenter@usmc.mil to let the Voluntary Education Center (VEC) know that the file has been uploaded.

CAREER PATH DECIDE

Explore. Set a Goal. Close Education Gaps Using your Voluntary Education Benefits.

Go to Career Path Decide (CPD):

<https://www.careerpathdecide.org/career-planning/build-your-target>

Build Your Target
Take your SKILLS and INTERESTS surveys.

Build Your Target
Not sure what's right for you? Take our assessments and find out where to aim.

Quick Match
Have an idea what you want to do? Tell us a few things for a quick match.

Career Ready Videos
Career Ready Videos Interested in learning more? Watch these career ready videos.

To build your target, take these four surveys. Each survey represents a different aspect of you.
The more surveys you take the more accurate your matches will be.

Take your **skills** survey
2 min Match Me

Take your **interests** survey
3 min Match Me

Take your **lifestyle** survey
Match Me 3 min

Take your **values** survey
Match Me 2 min

When the surveys have been completed, right click to print the assessment to PDF. Marines are to upload the assessment page to TA Account.

Build Your Target
Not sure what's right for you? Take our assessments and find out where to aim.

Quick Match
Have an idea what you want to do? Tell us a few things for a quick match.

Career Ready Videos
Career Ready Videos Interested in learning more? Watch these career ready videos.

To build your target, take these four surveys. Each survey represents a different aspect of you.
The more surveys you take the more accurate your matches will be.

Take your **skills** survey
Retake Survey

Take your **interests** survey
Retake Survey

Take your **lifestyle** survey
Match Me 3 min

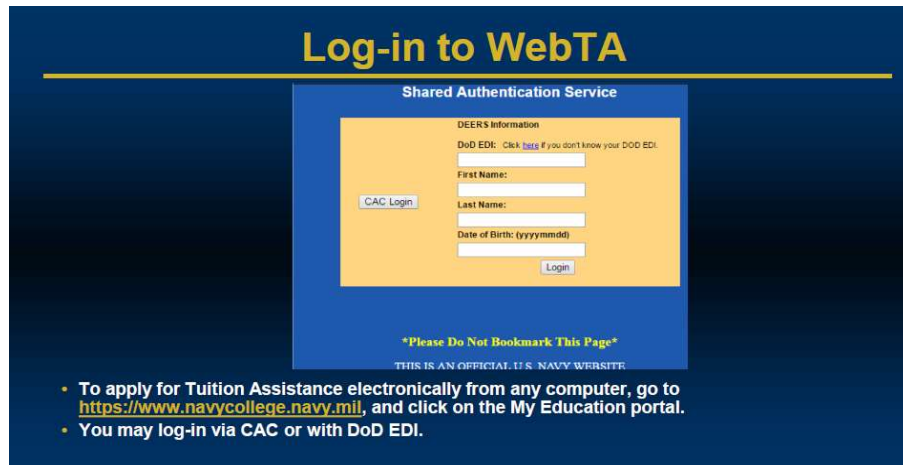
Take your **values** survey
Match Me 2 min

Reset Your Target

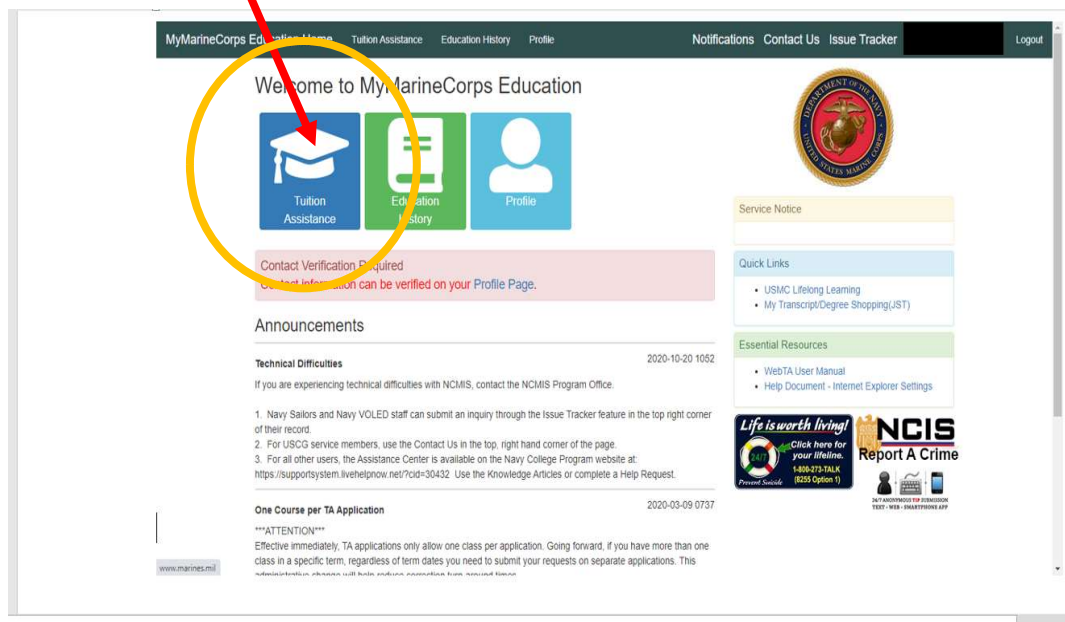
Feedback

UPLOADING FILES TO YOUR TA ACCOUNT

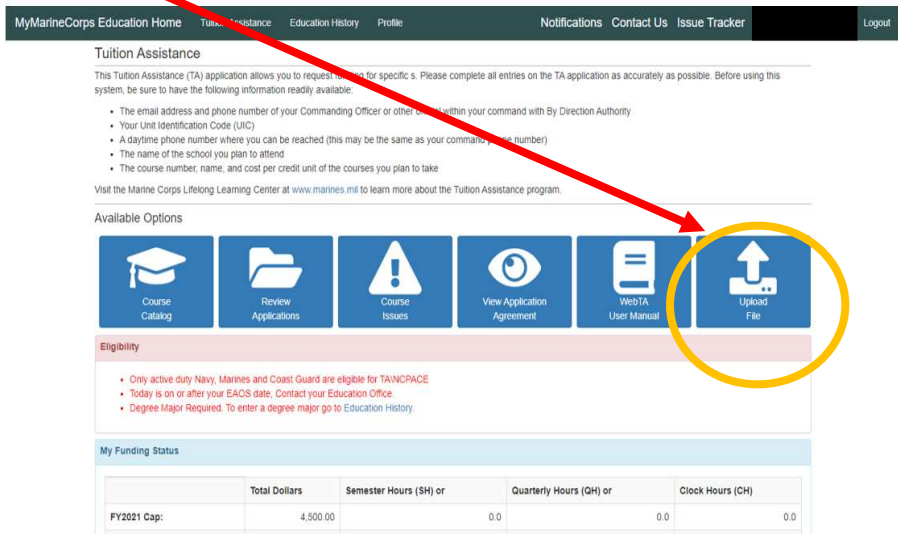
- ☐ Access your TA account: <https://myeducation.netc.navy.mil/webta/home.html#nbb>



- ☐ Click on “Tuition Assistance”



- ❑ Click on “Upload File”



- ❑ Type information pertaining to the file and click “Save”
- ❑ Send email to MCCSQuanticoEdCenter@usmc.mil to inform the VEC that the file has been uploaded

